

January 2024

The Republic of Serbia - The Autonomous Province of Vojvodina

## BASIC MACROECONOMIC INDICATORS

### Openness of economy of Republic of Serbia

135.6

Q3 2022



117.9

Q3 2023



(Exports + Imports) / GDP

### Inflation in Republic of Serbia, consumer prices

15.1%

November  
2022



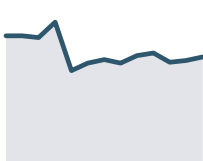
8.0%

November  
2023

### Public debt of Republic of Serbia\*, debt to GDP

53.4%

November  
2022



51.5%

November  
2023

\* Central government debt

## Industrial production indices in AP Vojvodina

November 2023

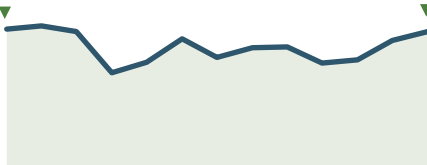


114.9

NOVEMBER 2022

112.0

NOVEMBER 2023



## Industrial production indices in Manufacturing section in AP Vojvodina

November 2023

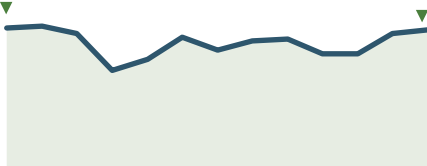


113.1

NOVEMBER 2022

110.3

NOVEMBER 2023



## Industrial production indices in Mining section in AP Vojvodina

November 2023

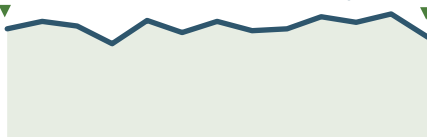


96.0

NOVEMBER 2022

89.2

NOVEMBER 2023



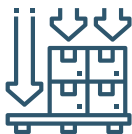
## FOREIGN TRADE

Export and import of AP Vojvodina,  
November 2023

Export

857.8

mill EUR




Import

968.9

mill EUR

NOVEMBER 2022

NOVEMBER 2023

Share of AP Vojvodina in export of  
Republic of Serbia, November 2023

35.2%

Share of AP Vojvodina in import of  
Republic of Serbia, November 2023

31.1%



## LABOUR MARKET AND WAGES

## Employment rate of working-age population (15-64)

65.0%  
65.6%  
Q3 2022

65.4%  
64.1%

Q3 2023



● Republic of Serbia  
● AP Vojvodina

## Unemployed persons

November 2022 \_\_\_\_\_ November 2023 \_\_\_\_\_

428,956 ⬇️ 386,841  
87,178 ⬇️ 79,124

● Republic of Serbia ● AP Vojvodina

## Unemployed women



November 2022

240,619  
47,079

November 2023

217,443  
42,679

● Republic of Serbia ● AP Vojvodina

## Average net wages

November 2023 \_\_\_\_\_

89,956 RSD

📄 Republic of Serbia

85,186 RSD

📄 AP Vojvodina