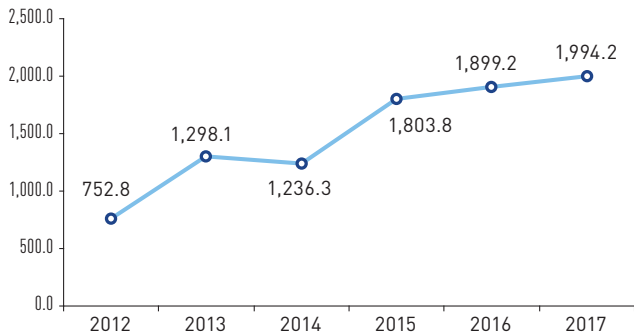




BASIC MACROECONOMIC INDICES

Foreign direct investments, net, mill EUR



Inflation in Republic of Serbia, consumer prices, %

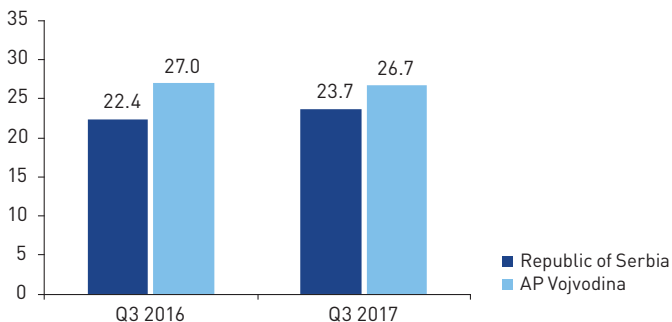


Indices of industrial production in AP Vojvodina

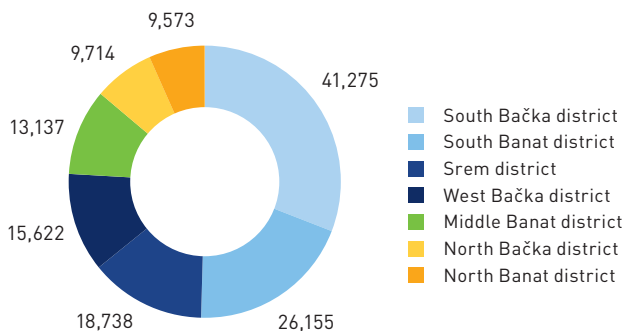


LABOUR MARKET

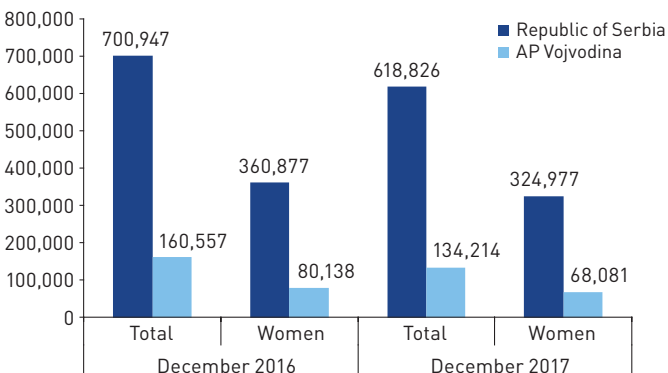
Employment rates of young population (15-24), third quarter of 2016 and 2017, %



Unemployed persons in AP Vojvodina, by districts, December 2017



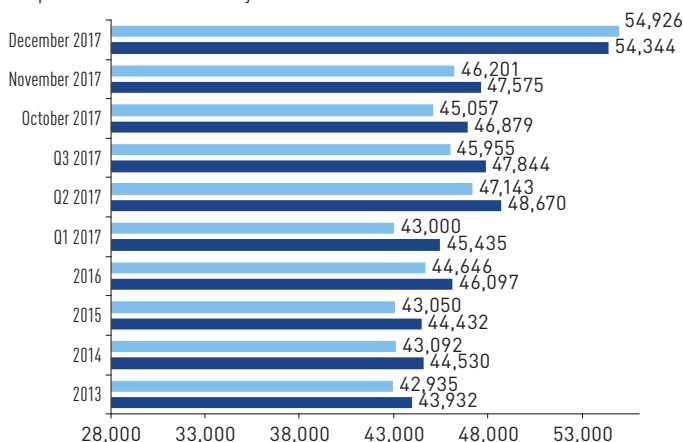
Unemployed persons by gender, December 2016 and 2017



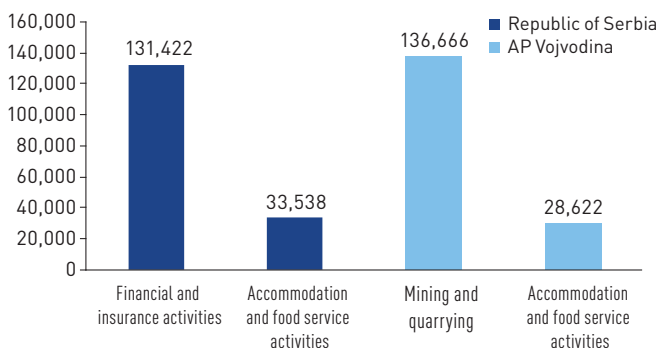
WAGES

Average wage, RSD

■ Republic of Serbia ■ AP Vojvodina



Sectors of activities with the highest and the lowest average wage, December 2017, RSD



Municipalities in AP Vojvodina with the lowest and the highest average wage, December 2017

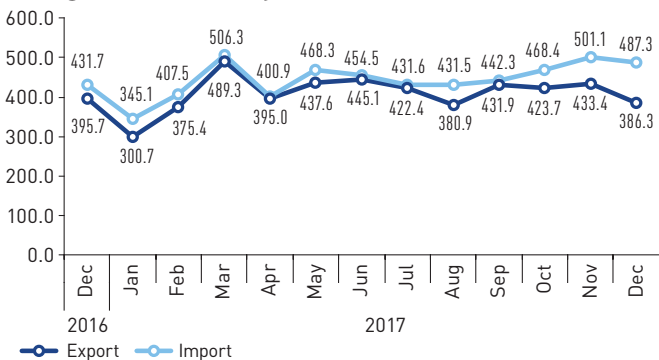
LOWEST		HIGHEST	
Municipality	Average wage (RSD)	Municipality	Average wage (RSD)
Alibunar	32,595	City of Novi Sad	68,710
Mali Idoš	34,768	Vršac	67,497
Plandište	35,358	Pećinci	61,870
Bački Petrovac	35,560	Odžaci	61,699
Bač	35,621	Kovin	58,042

Note: Wages are shown in net amounts, i.e., without taxes and contributions

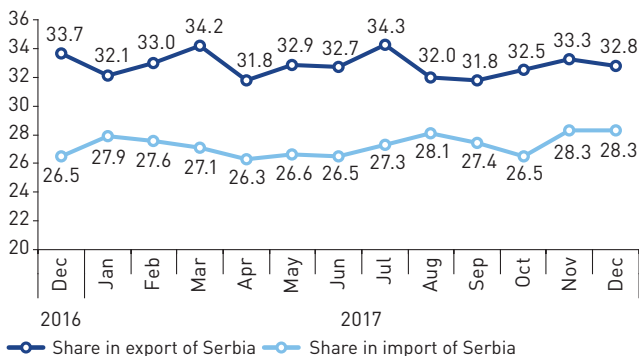
Note: The average middle exchange rate between the Serbian Dinar (RSD) and the Euro (EUR) in December 2017 was: 1 EUR = 119.1 RSD (source: The National Bank of Serbia)

FOREIGN TRADE PERFORMANCE OF REPUBLIC OF SERBIA AND AP VOJVODINA

Foreign trade of AP Vojvodina, mill EUR



Share of AP Vojvodina in export and import of Republic of Serbia, %



Export and import of AP Vojvodina by economic destination, December 2016 and 2017, mill EUR

