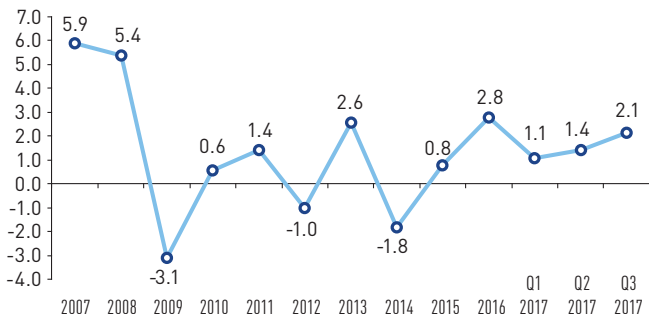




BASIC MACROECONOMIC INDICES

Republic of Serbia, real GDP growth, %*



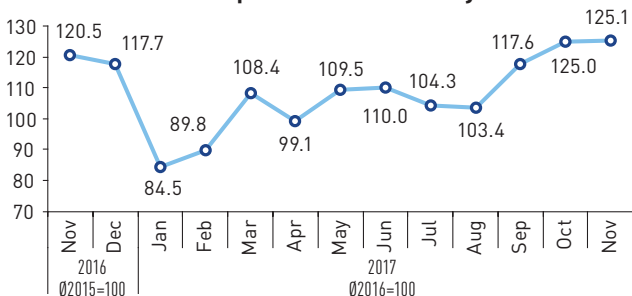
*At constant prices of previous year

Inflation in Republic of Serbia, consumer prices, %



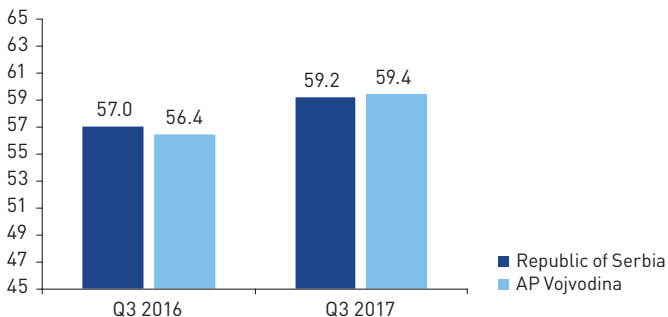
— Current month over the same month a year earlier

Indices of industrial production in AP Vojvodina

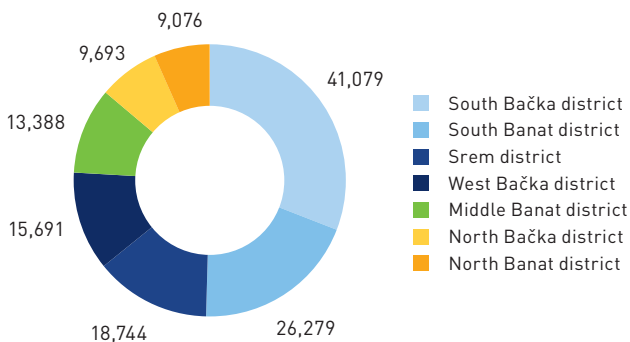


LABOUR MARKET

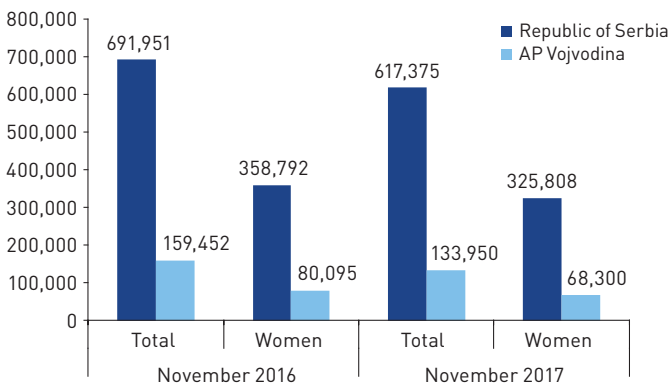
Employment rates of working aged population (15-64), third quarter of 2016 and 2017, %



Unemployed persons in AP Vojvodina, by districts, November 2017



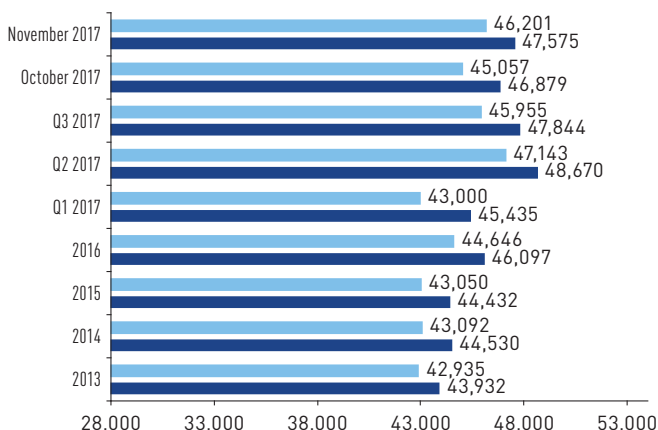
Unemployed persons by gender, November 2016 and 2017



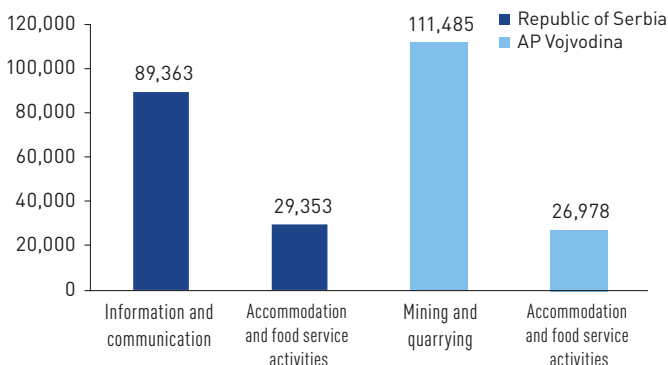
WAGES

Average wage, RSD

■ Republic of Serbia ■ AP Vojvodina



Sectors of activities with the highest and the lowest average wage, November 2017, RSD



Municipalities in AP Vojvodina with the lowest and the highest average wage, November 2017

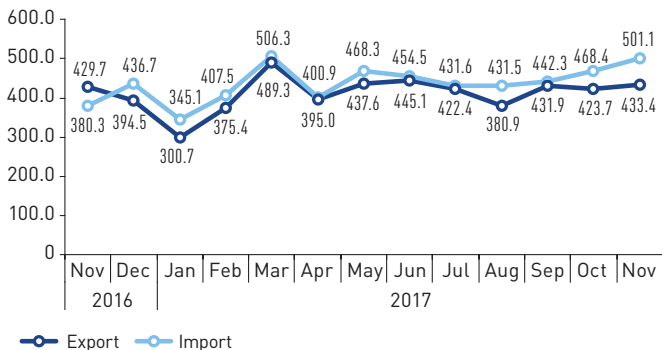
LOWEST		HIGHEST	
Municipality	Average wage (RSD)	Municipality	Average wage (RSD)
Alibunar	32,102	City of Novi Sad	54,799
Bač	33,958	Pećinci	52,829
Mali Idoš	33,993	Pančevo	52,566
Bački Petrovac	34,096	Vršac	52,009
Novi Bečej	34,193	Bačka Palanka	46,214

Note: Wages are shown in net amounts, i.e., without taxes and contributions

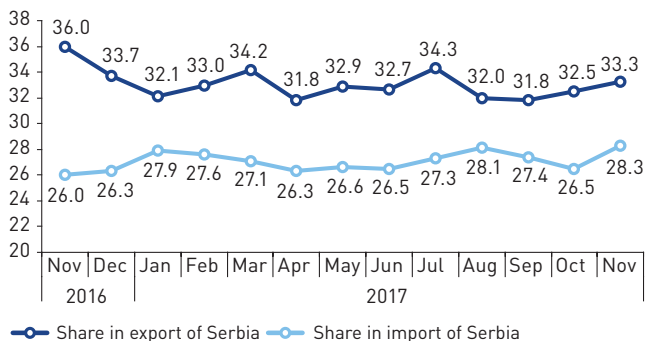
Note: The average middle exchange rate between the Serbian Dinar (RSD) and the Euro (EUR) in November 2017 was: 1 EUR = 118.9 RSD [source: The National Bank of Serbia]

FOREIGN TRADE PERFORMANCE OF REPUBLIC OF SERBIA AND AP VOJVODINA

Foreign trade of AP Vojvodina, mill EUR



Share of AP Vojvodina in export and import of Republic of Serbia, %



Export and import of AP Vojvodina by economic destination, November 2016 and 2017, mill EUR

